




Connect to a patient by video now

1. Log in to otnhub.ca, locate **Connect to a Patient at Home**, and click **Go**.
2. Enter **name** and **email**.
3. Click  to send email invitation and start the video visit.

Please note: Your patient will need time to download the software (explained in email) to connect to you for the first time.




Schedule a video visit with a patient

1. Log in to otnhub.ca, locate **Connect to a Patient at Home**, and click **Go**.
2. Enter **name** and **email**.
3. Click , select the desired Date, Start & End times, and click **Schedule** to schedule and send invite.
4. To start the video visit, log in to otnhub.ca, click **Videoconference** in bottom navigation bar, select event and click  to join.





Connect to a patient by video now

1. Log in to otnhub.ca, locate **Connect to a Patient at Home**, and click **Go**.
2. Enter **name** and **email**.
3. Click  to send email invitation and start the video visit.

Please note: Your patient will need time to download the software (explained in email) to connect to you for the first time.




Schedule a video visit with a patient

1. Log in to otnhub.ca, locate **Connect to a Patient at Home**, and click **Go**.
2. Enter **name** and **email**.
3. Click , select the desired Date, Start & End times, and click **Schedule** to schedule and send invite.
4. To start the video visit, log in to otnhub.ca, click **Videoconference** in bottom navigation bar, select event and click  to join.





Connect to a patient by video now

1. Log in to otnhub.ca, locate **Connect to a Patient at Home**, and click **Go**.
2. Enter **name** and **email**.
3. Click  to send email invitation and start the video visit.

Please note: Your patient will need time to download the software (explained in email) to connect to you for the first time.




Schedule a video visit with a patient

1. Log in to otnhub.ca, locate **Connect to a Patient at Home**, and click **Go**.
2. Enter **name** and **email**.
3. Click , select the desired Date, Start & End times, and click **Schedule** to schedule and send invite.
4. To start the video visit, log in to otnhub.ca, click **Videoconference** in bottom navigation bar, select event and click  to join.





Connect to a patient by video now

1. Log in to otnhub.ca, locate **Connect to a Patient at Home**, and click **Go**.
2. Enter **name** and **email**.
3. Click  to send email invitation and start the video visit.

Please note: Your patient will need time to download the software (explained in email) to connect to you for the first time.



Schedule a video visit with a patient

1. Log in to otnhub.ca, locate **Connect to a Patient at Home**, and click **Go**.
2. Enter **name** and **email**.
3. Click , select the desired Date, Start & End times, and click **Schedule** to schedule and send invite.
4. To start the video visit, log in to otnhub.ca, click **Videoconference** in bottom navigation bar, select event and click  to join.

